

Invest for the Future



The contribution is partially funded by the EFRE (European fund for regional development) of the European Union.



www.temea.org

TTCN-3 User Conference 2009

3 – 5 June 2009 - ETSI, Sophia Antipolis, France

■ ■ ■ **Testing Embedded Systems in the Automotive Industry with TTCN-3**

Jens Grabowski (Universität Göttingen), Jürgen Großmann (Fraunhofer FOKUS), Friedrich-Wilhelm Schröer (Fraunhofer FIRST), Jacob Wieland (Testing Technologies), Diana Serbanescu (Technische Universität Berlin)

grabowski@informatik.uni-goettingen.de,
juergen.grossmann@fokus.fraunhofer.de, f.w.schroeer@first.fraunhofer.de,
wieland@testingtech.com, diana.serbanescu@fokus.fraunhofer.de

Test Specification Technology and Methodology for Embedded Real Time Systems in the Automobile

- Testing discrete and continuous real time systems with TTCN-3 embedded.
- Test support for the entire integration process.
- Exchange of test definitions between
 - OEM and supplier
 - various test- and simulation platforms e.g. Model in the Loop (MIL) platforms, Software in the Loop (SIL) platforms, and Hardware in the Loop (HIL) platforms
- Integration with model based development especially with AUTOSAR.
- Analysis and improvements of test quality.



Motivation



- Testing software based embedded systems steadily increase in complexity.
- In addition to that non-functional requirements, especially time related input-output behavior, have to be considered.
- Adequate and standardized test solutions are needed, which at least feature a minimum of flexibility, reusability and abstraction.

-
- ***GOAL: Provide a standardized testing solution for standardized development environments (e.g. AUTOSAR for Automotive Solutions).***
 - ***GOAL: Tight Integration of real time testing concepts in an existing test specification environment (i.e. The Test and Testing Control Notation)***



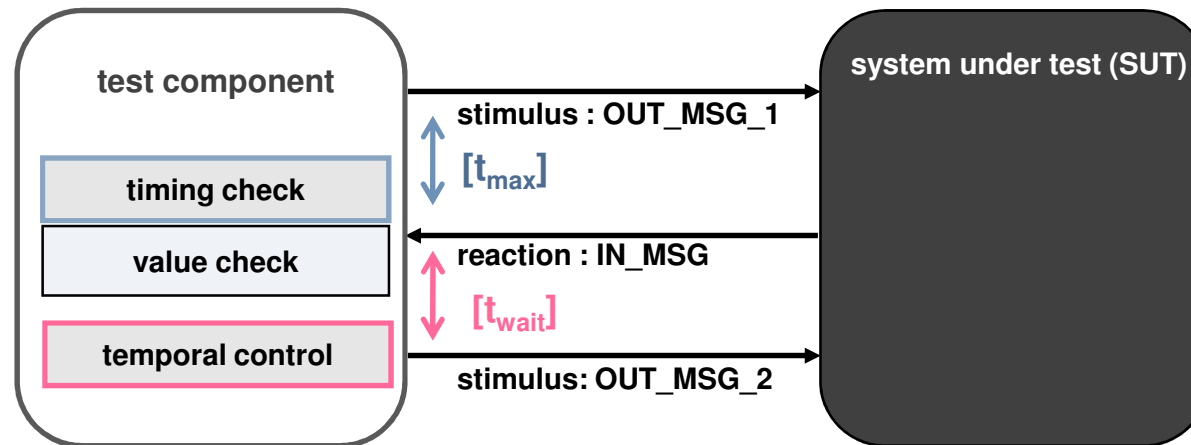
Standardized Test Technology for the Automotive Industry

TTCN-3 embedded Tasks



- ✓ TTCN-3 embedded for real time systems
- ❖ TTCN-3 embedded for continuous behavior
- ❖ TTCN-3 embedded hybrid behavior
- Graphical presentation format for TTCN-3 embedded
- Preparation for standardization

Real Time Test System Requirements



- Standard: assessment of functional behavior (e.g. message contents).
- **Additional:** exact measurement, comparison and assessment of message timing.
- **Additional:** temporal control of message dispatching.

Simple Real Time Scenario

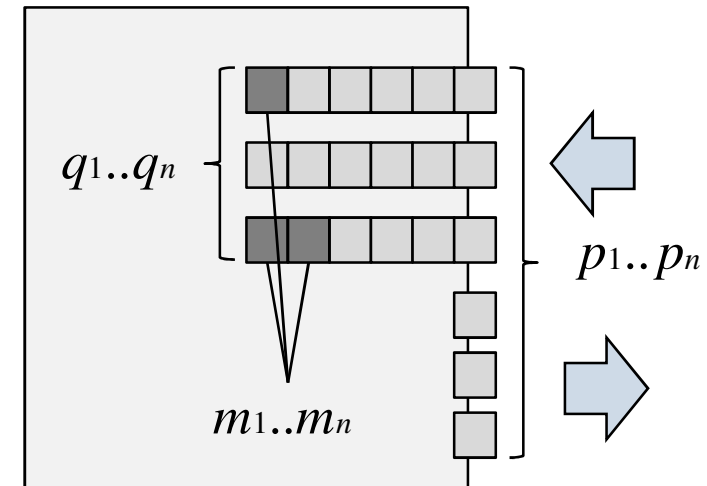
```
timer t1,t2;
p_out.send(OUT_MSG_1);
t1.start(t_max);
alt{
  []p_in.receive(IN_MSG_1){setverdict(pass)};
  []t1.timeout{setverdict(fail)}
}
t2.start(twait);
t2.timeout;
p_out.send(OUT_MSG_2);
p_in.receive(IN_MSG_2);
setverdict(pass);
```

```
var float r_time,s_time;
p_out.send(OUT_MSG_1);
s_time:=now;
p_in.receive(IN_MSG_1)-> timestamp r_time;
if(r_time>s_time+tmax) setverdict(fail);
wait(r_time+twait);
p_out.send(OUT_MSG_2);
p_in.receive(IN_MSG_2);
setverdict(pass);
```

Formalization of the Test System

$$TS = \{P, Q, C, M, TP, OP\}$$

- a set P of ports to communicate with the System Under Test (SUT),
- a set Q of input queues to organize the order of incoming messages,
- a set C of synchronized clocks to measure time and to simulate TTCN-3 timers,
- a set M of messages,
- a set $TP \subseteq TP_{data} \cup TP_{time}$ of predicates that are used to characterize the properties of incoming messages, and
- a set $OP = \{snap, check, enqueue, dequeue, first, encode, decode, match\}$ of time-consuming operations that are necessary to organize the handling of messages at ports.



$$snap : Q^{|Q|} \times C_0 \rightarrow S$$

$$decode : M \rightarrow M$$

$$match : M \times TP \rightarrow \mathbb{B}$$

$$check : Q \rightarrow \mathbb{B}$$

$$first : Q \rightarrow M$$

$$dequeue : Q \rightarrow M$$

$$enqueue : M \rightarrow Q$$

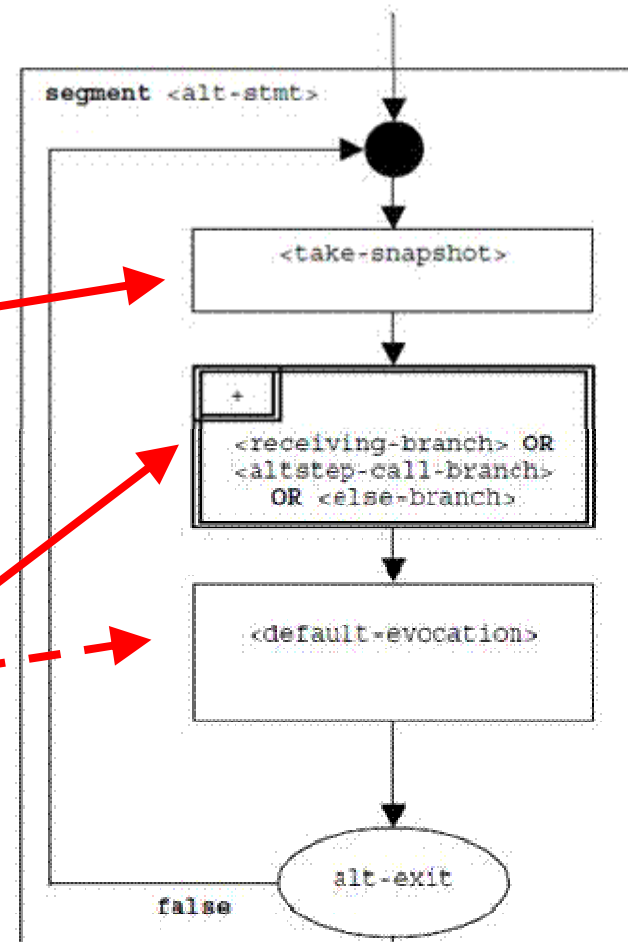
-
-
-

TTCN-3 Snapshot Semantics



```
alt {
  []p_in1.receive(IN_MSG_1) {};
  []p_in2.receive(IN_MSG_2) {};
  []t1.timeout {}
}
```

```
s = snap(qa1, ..., qan, c0)
var (qs, tpd) range over ALTs
  if(check(qs)) then
    m = decode(first(qs))
    if(match(m, tpd)) then
      dequeue(qs)
      alt-exit
    endif
  endif
endif
```

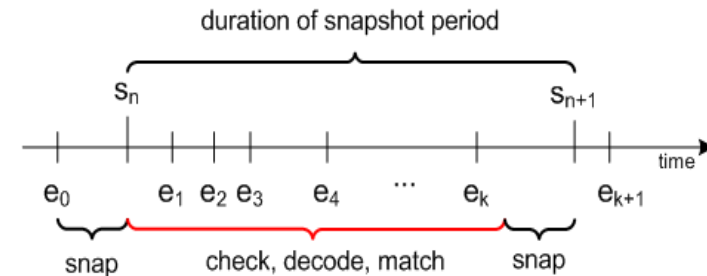


Temporal estimations are only possible on basis of the assumption $t_{receive_{m_k}} \approx t(c^s)$, i.e. the time point of taking the snapshot approximates the reception time of messages.

Example: Comparison of Message Timing in Standard TTCN-3



- Arrival of messages m_0, \dots, m_n and the timeout of timers t_0, \dots, t_m are denoted by events e_0, \dots, e_{k+1}
 - timing is measured by comparison of events, and
 - only events that occur in different snapshots are distinguishable.



$$t(e_0) \leq t(e_1) = t(e_2) = \dots \leq t(e_{k+1})$$

-
- Duration between two consecutive snapshot denote the best accuracy of time measurement for standard TTCN-3. The duration depends on:
 - the **number of messages** that arrive and the **number of ports** (queues) to check,
 - the duration of check, decode, match for individual messages where the duration of decode and match is directly dependent on the **content** and **structure** of the **message** under observation.

Worst Case Influence of Time Consuming Operations



- Problematic Situations: message burst over one or multiple ports.
-

- Each alternative is defined by: $a_k = (q_{a_k}, tpd_{a_k}) \in ALT \subseteq Q_{alt} \times TP_{alt}$
- *Simple assumption*: a new message has arrived at each port and none of the messages match.

$$\begin{aligned} worst(t(s_{n+1}) - t(s_n)) = & \\ & \sum_{x=1}^l (dur(check(q_{a_x}^{s_n})) + dur(encode(m^{q_{a_x}^{s_n}}))) \\ & + dur(match(m^{q_{a_x}^{s_n}}, tp_{a_x})) + dur(snap) \end{aligned}$$



Solution



- Seamless access to time
- Explicit measuring and access to the reception time of messages
- Utilities to handle comparison of time and temporal control of statement execution



Time: Concepts & Representation



- Time model based on positive real numbers $t \in \mathbb{R}^+$
- Actual time $t = t(c_0)$ can be directly obtained by the user (**now** operator).
- TTCN-3 Language Level:
 - **now** operator returns time in seconds coded as a float value.
 - we allow arithmetic expressions on time values
 - precision of time measurement can be specified by means of the **precision** annotation

```
module{
  ...
  var float myTimeVar;
  testcase myTc runs on myComp{
    ...
    myTimeVar:=now+1.0;
    ...
  }
} with{precision:=0.001}
```



TTCN-3 embedded

Measurement of Time



- ... to retrieve the enqueue time of a message,

```
p.receive(t) -> timestamp myTime;  
// yields the reception time of a message
```

- and time measurement at any place in the test

```
var float myTime := now;  
// yields the actual time
```



TTCN-3 embedded

Verification of Temporal Behaviour



- Verification of enqueue time for incoming messages, procedure calls etc.

```
p.receive(t)-> timestamp timevar {  
    if (timvar>max){setverdict(fail)}  
    else {setverdict(pass)}  
};
```



TTCN-3 embedded

Temporal Control



- ... at any place during test case execution,

```
wait(timepoint);
```

- and similar for message timing

```
wait(timepoint);  
p.send(t);
```



TTCN-3 embedded

Settable Error Verdict Necessary



- Double check the timing of test system behavior

```
// test system to slow  
wait(timepoint);  
p.send(MSG_1);  
if(now >= timepoint + tol) setverdict(error);  
  
// SUT to slow  
wait(timepoint);  
p.send(MSG_1);  
if(now >= timepoint + tol) setverdict(fail);  
  
// SUT or test system to slow  
wait(timepoint);  
p.send(MSG_1);  
if(now >= timepoint + tol) setverdict(inconclusive);
```

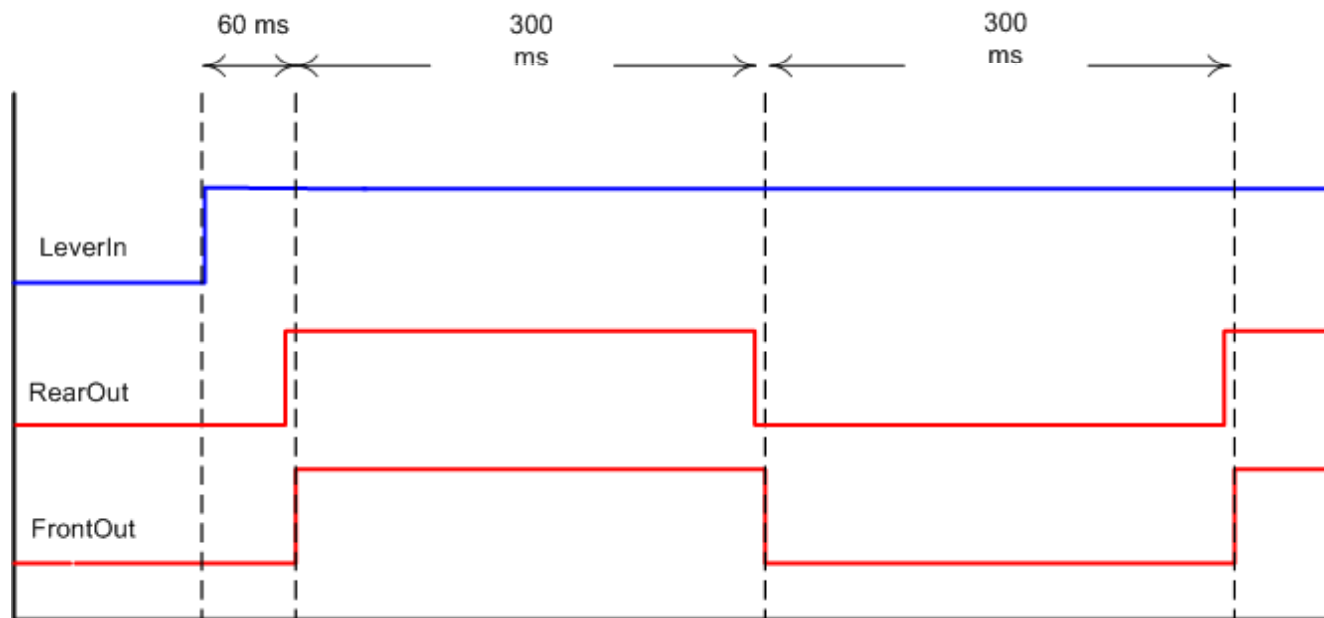



Use Case: Test of an Indicator

Testing Temporal Properties



- Maximum activation time 60 ms, phase length 600 ms
- Synchronization between signals: distance < 5 ms



Use Case: Test of an Indicator

Testing Activation of Indicator



```
testcase tc1( ) runs on IndicatorTestComponent{
  var float l_actv, r_actv, f_actv;
  const float TMAX = 0.06;
  activate(tc_timeout);
  leverIn.send (LEFT);
  l_actv:= now;
  interleave{
    [ ] FrontOut.receive(ON) -> timestamp f_actv;
    [ ] RearOut.receive(ON) -> timestamp r_actv;
  }
  if ((f_actv-l_actv > TMAX)
    or (f_actv-r_actv > TMAX)) {setverdict (fail) }
  setverdict (pass);
}
```

Use Case: Test of an Indicator

Testing Signal Synchronization



```
testcase tc2( ) runs on IndicatorTestComponent{
  var float r_actv, f_actv;
  const float TMAX = 0.005;
  activate(tc_timeout);
  leverIn.send (LEFT);
  interleave{
    [ ] FrontOut.receive(ON) -> timestamp f_actv;
    [ ] RearOut.receive(ON) -> timestamp r_actv;
  }
  if (abs(r_actv-l_actv) > TMAX) {setverdict (fail)}
  setverdict (pass);
}
```



Summary and Outlook



- RT concepts are tightly integrated with TTCN-3 and
 - provide means for an exact measurement, comparison and verification of the timing of incoming messages, and
 - enables the detection of timing problems during test execution and message dispatching
-
- Implementation of Concepts
 - Integration with high level modeling techniques (i.e. declarative approaches to specify timing constraints).
 - Definition of coding and design guidelines to support the RT-capabilities of the newly introduced TTCN-3 concepts.



Contact and Info



www.temea.org

Contact

Jürgen Großmann
Fraunhofer FOKUS

Kaiserin-Augusta-Allee 31, 10589 Berlin

Tel: +49-30-3463-7390

juergen.grossmann@fokus.fraunhofer.de